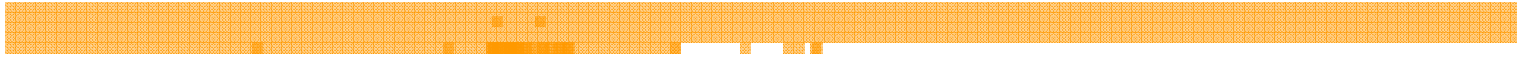




2008 3 20





2007



42.6
24%
30.17 , 45%



2007
8.68
4.46





2007

	2007 12 31 ()	2006 12 31 ()	/()
	4,264	3,451	24%
	997	848	18%
	446	564	(21%)
	359	359	0%
	152	232	(34%)
	23%	25%	- 2%
	8%	10%	- 2%
()	5.48 仙	8.57 仙	(36%)
()	5.37 仙	8.49 仙	(37%)
()	1.00	1.00 仙	0%
()	--	1.00	(100%)



: :





2007

	2007		2006	
	12	31	12	31
()		4		6
(%)		28%		45%
(%)		14%		22%
()		4.46		5.64
()		30.5		27.6
()		8.68		5.21





2007



**2007
30.17**

45%



	2007 12 31	2006 12 31	/ ()
	30.17	20.87	45%
	3.25	2.50	30%
	5.12	3.93	30%
	27%	29%	-2%
	1.29	2.36	(45%)

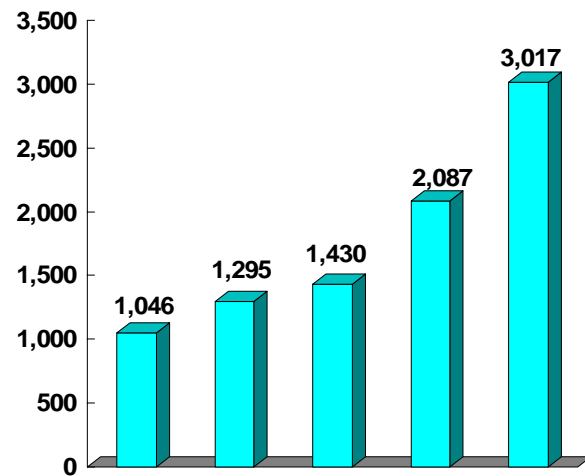
:

:





2007





2007

2007



IC	9.80	18%	2%	1%	3,200
	12.84	23%	10%	6%	4.69
IC	3.80	10%	10%	0%	1.54
	8.67	21%	12%	11%	1.69
	-4.94	--	--	--	1.03
	30.17	27%	11%	5%	9.27



2007




2007



	2007 12 31	2006 12 31	/()
	12.47	13.64	(9%)
	5,900	1.14	(48%)
	4,700	2.38	(80%)
	15%	18%	- 3%
(63.75%)	3,000	6,000	(50%)



2007





2007



6

2004

IC

2006

IPS

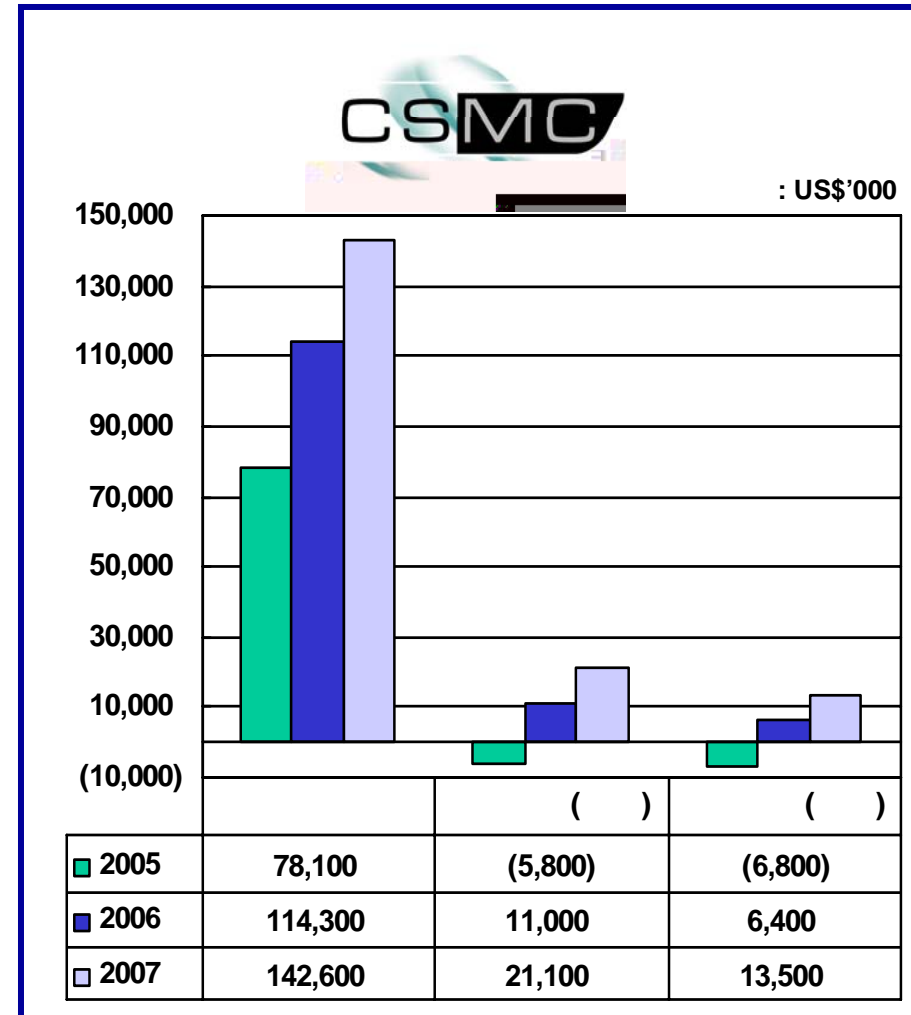


2007

1 4,260

2,110

25% 92%





2007

■ **IC**



■ **STATS ChipPAC**



Intersil KEC



Cirrus Logic



IBM



STM ATMEL



2007



2007



4

5



2007







2007



■ 2007 12 4 :

—

— ()

—

—

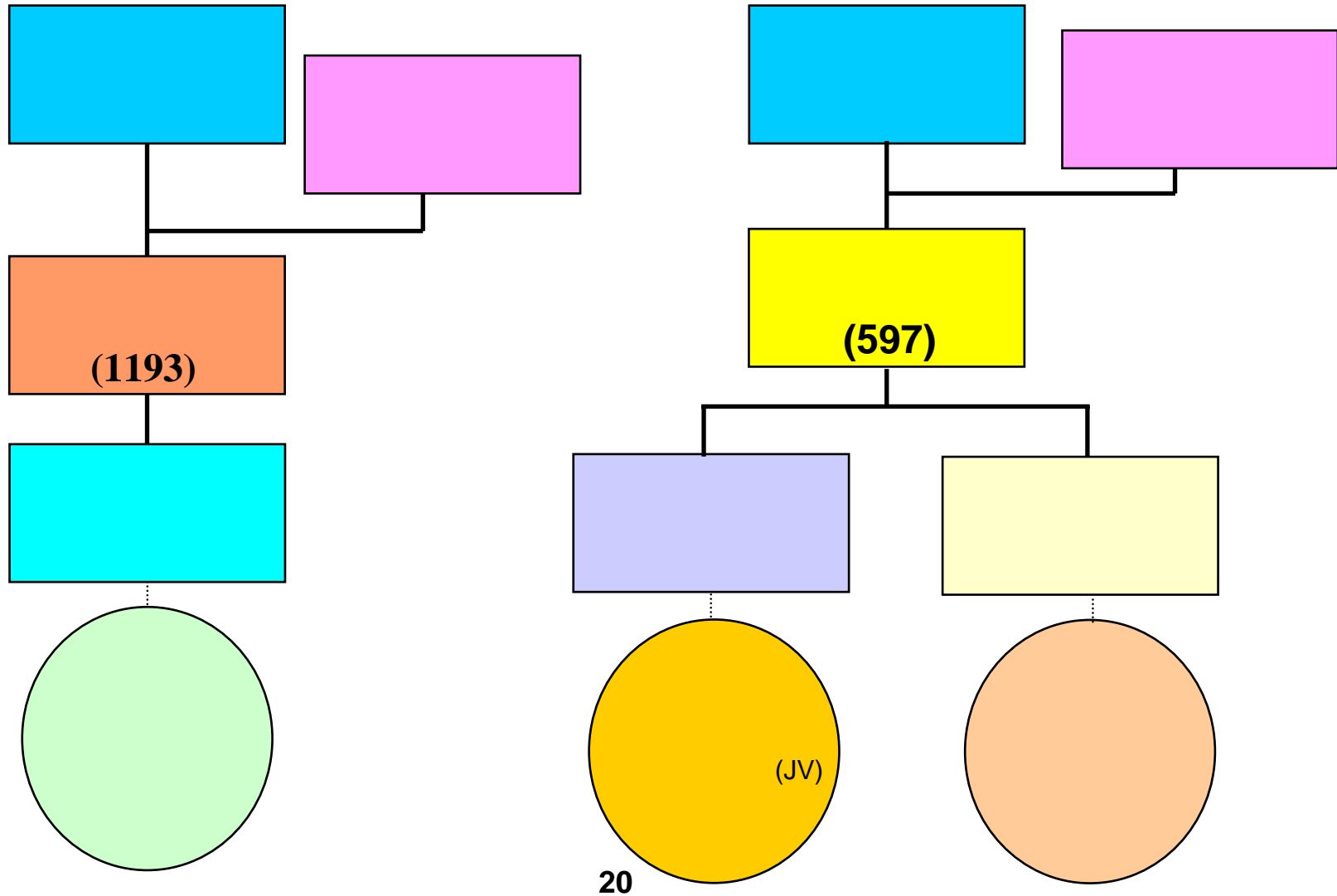
”)

“





2007





2007



